

Mink MM 1104 – 1142 BV

Mink MM 1324 – 1322 AV



MM 1142 BV

Description

The Busch MM Series positive displacement vacuum pumps feature a compact rotary claw design that is air cooled, dry-running and non-contacting. These features along with quality construction results in a pump that offers extremely high reliability and a long service life.

Ultra Low Maintenance

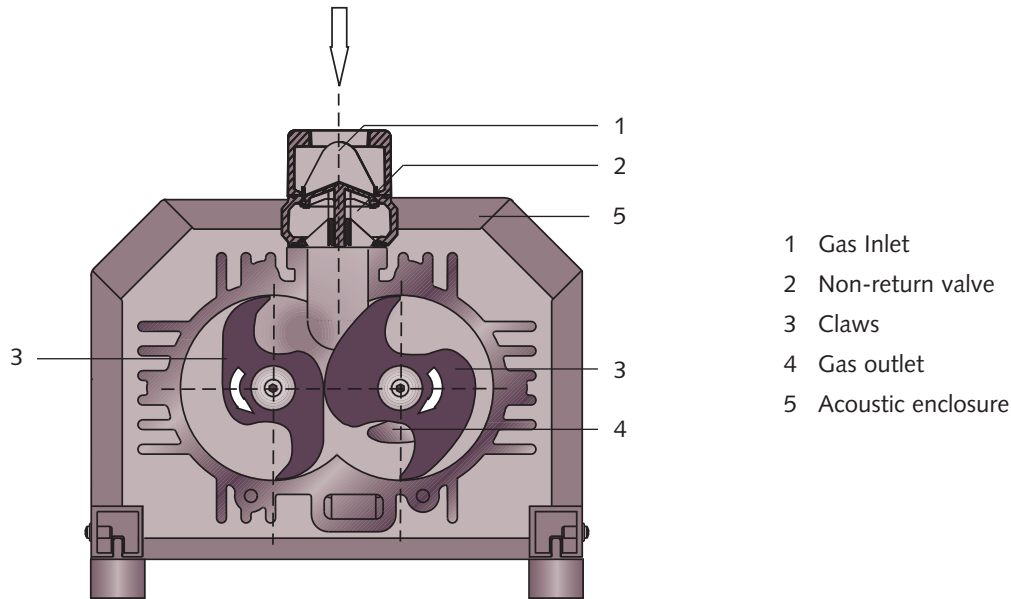
Non-contacting design – eliminates internal wear and parts to replace
Air cooling – no water levels to check and no cooling system to maintain
Dry running – no sealing or lubricating oil is needed in the pumping chamber, so there is minimal maintenance.

Economical

Operating costs are low because of the maintenance-free design and the reduced power requirements made possible by the Mink MM's high volumetric efficiency along with a zero-friction pumping chamber.

Dry Rotary Claw Vacuum Pumps

Operating Principle



Operating Principle

Inside the pump housing, two claw shaped rotors take in air as they rotate in opposite directions. The air is compressed by the rotors, then discharged through a silencer to atmosphere.

The non-return valve incorporated into the inlet flange prevents air from back flowing into the vacuum chamber when the pump is turned off.

Mink MM rotary claw vacuum pumps are directly driven by a flanged motor, and the two rotors are synchronized by gears.

A wide range of accessories allows optimum adaptation to many applications.

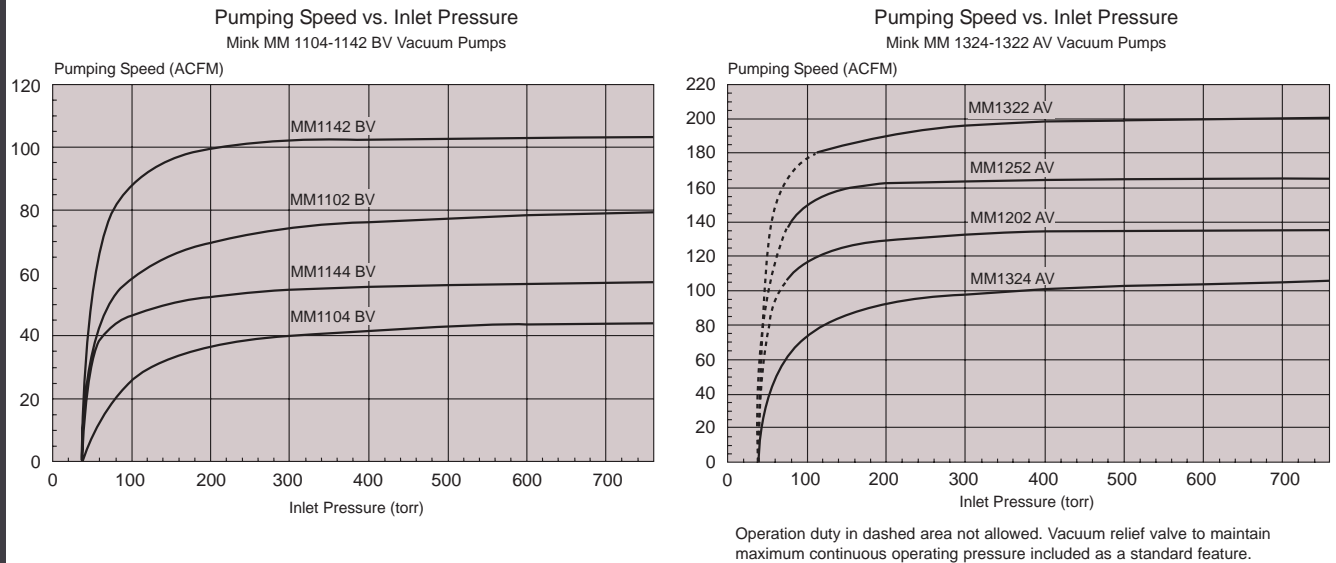
Applications

Beverage Industry
Central Vacuum Systems
Ceramics and Brick Industry
Environmental Technology
Food Industry
Medical Technology
Packaging Industry
Paper Industry
Plastics Industry

Pneumatic Conveying
Printing Industry
Textile Industry
Transport and Lifting Systems
Vacuum Sewerage
Wood Industry
Hospitals
Any application where dust particles may be present



Technical Data



Technical Data									
Mink MM Model		1104 BV	1144 BV	1102 BV	1142 BV	1324 AV	1202 AV	1252 AV	1322 AV
Nominal pumping speed	ACFM	44	57	79	103	106	135	165	200
Ultimate pressure continuous duty	Torr ("HgV)	37.5 (28.4)	37.5 (28.4)	37.5 (28.4)	37.5 (28.4)	37.5 (28.4)	75 (27)	75 (27)	112.5 (25.5)
Ultimate pressure	Torr ("HgV)	N/A	N/A	N/A	N/A	N/A	37.5 (28.4)	37.5 (28.4)	37.5 (28.4)
Motor size	kW(HP)	1.5 (2.0)	2.2 (3.0)	3.0 (4.0)	4.0 (5.4)	3.6 (4.8)	4.8 (6.4)	5.5 (7.4)	6.5 (8.7)
Nominal motor speed	RPM	1800	1800	3600	3600	1800	3600	3600	3600
Sound level rating*	dBA	70	70	79	79	74	79	79	82
Approximate weight	Lbs.	378	396	383	411	513	519	528	532

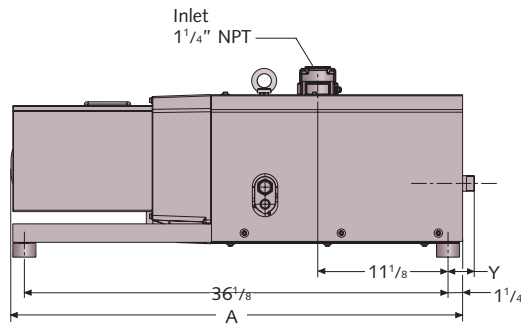
*DIN EN ISO2151, at 300 torr inlet pressure

Performance data based on ambient conditions of 14.7 PSIA and 70° F, and have a tolerance of +/- 10%.

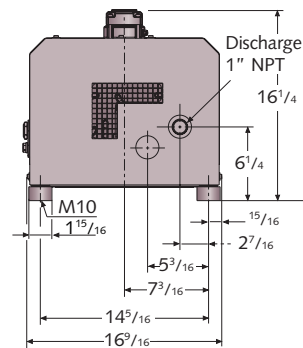
Dry Rotary Claw Vacuum Pumps



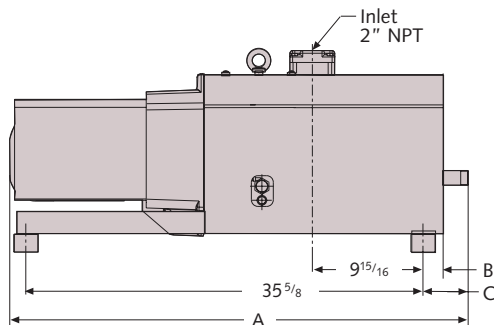
Dimensions



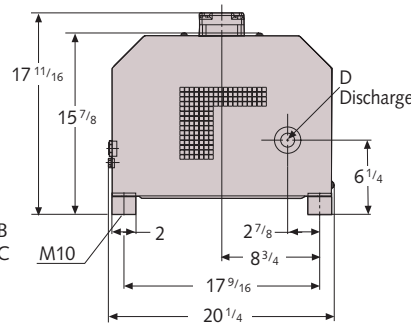
Dimensions	A	Y
MM 1104 BV	$38^{11}/16$	N/A
MM 1144 BV	$38^{11}/16$	N/A



Dimensions	A	Y
MM 1102 BV	$38^{11}/16$	$1^5}/8$
MM 1142 BV	$39^{1}/2$	$2^1}/4$



Dimensions	A	B	C	D
MM 1324 AV	$42^3}/8$	$1^{13}/16$	$4^1}/16$	1
MM 1202 AV	$42^1}/2$	$1^{13}/16$	$3^1}/8$	1



Dimensions	A	B	C	D
MM 1252 AV	$42^{15}/16$	$1^{13}/16$	$3^1}/2$	1
MM 1322 AV	$44^1}/4$	$3^1}/8$	$4^{13}/16$	$1^1}/4$

All dimensions in inches unless otherwise noted.



Busch - all over the world in industry

ISO 9001-2000 Registered Company

Busch, Inc.

516 Viking Drive Virginia Beach, VA 23452

Phone (757) 463-7800 Fax (757) 463-7407

www.buschpump.com

1-800-USA-PUMP

Amsterdam Barcelona Birmingham Basel Brussels Dublin Göteborg Helsinki Istanbul Copenhagen Kuala Lumpur Milan Maulburg Melbourne Montreal Moscow
New York New Plymouth Oslo Paris San Jose São Paulo Seoul Singapore Taipei Tokyo Vienna